



BRIDGE SAWS



STORMA EXPERT PLC3 / VERSATILE CNC4 / PROFESSIONAL CNC5

PRODUCT LINE

Usel Makina has been at the forefront of advancements in marble, natural, and composite stone processing for more than 25 years. Its extensive range of machines and customizable features enable the company to cater to the diverse needs of the construction, architecture, interior and exterior design sectors, and any other industry that requires stone or marble products.



Storma Expert PLC3






Storma Versatile CNC4



Storma Professional CNC5

PROCESSING GALLERY



MATERIALS



MARBLE



GRANITE



CERAMIC



ARTIFICIAL
STONE



QUARTZ



FINISHED PRODUCTS



COATING



FLOORING



VANITY TOP



KITCHEN TOP

PROCESSES

Expert / Versatile / Professional:



CROSS CUTS



LINEER CUTS



INCLINED CUTS



ORTHODONGAL
CUTS



45 CUTS



INCREMENTAL
CUTS



SLICING

Versatile / Professional:



OBLIQUE CUTS



CURVE CUTS



CIRCULAR CUTS



ELIPTIC CUTS



90 CUTS

Professional:



BLOCK NESTING



MILLING



DRILLING



SHAPING



CONTOURING



POCKETING



ENGRAVING



PROFILING



POLISHING



SCULPTING



CALIBRATING



EDGE PROFILING



HOLE MAKING



GROOVING

STORMA EXPERT PLC3

PLC MONOBLOC BRIDGE SAW MACHINE

The basic PLC controlled bridge cutting machine is a simple and reliable solution for demanding applications.

Equipped with high quality electrical and mechanical components.

Ideal for small, medium and large companies for cutting stone, marble and granite, both manually and automatically.



Automatic head rotation 0÷90°
(axis C)



Manual Head Inclination 0 ÷ 70° (axis A)



45 degree inclination



Spindel motor 20 HP 3000rpm



Hydraulic tilted table
(hot galvanised)

STORMA VERSATILE CNC4

4-AXIS CNC BRIDGE SAW/MILLING MACHINE

The Versatile is a modern, monoblock bridge saw featuring a tilting saw blade that fulfills the most demanding production requirements while providing versatility for a wide range of applications.


The head unit of the machine is equipped with four interpolated axes and features a rigid, vibration-free design that guarantees precision and quality of cut. With a broad selection of options available, including milling capabilities, you can customize the machine to suit your every need.



Head rotation 0-360° (axis C)



Manual Head Inclination 0 ÷ 90°
(axis A)




TURNING - LATHE



Saw and Tool Measurement System



Aluminum Tray and Vacuum Pads



22 HP saw + Milling Motor 6000 rpm

STORMA PROFESSIONAL CNC5

5-AXIS CNC BRIDGE SAW/MILLING MACHINE

Discover the difference in stone machining, cutting, and milling with maximum quality using our large flagship machine with 5 interpolated axes. This versatile solution combines high precision with wide technical capabilities, making it ideal for efficient slab cutting, including trimming, stress relief, omnidirectional and curved cuts, as well as internal cutouts. With excellent standard equipment and a wide range of options, this machine provides powerful functionality to meet all your cutting needs.




Head rotation 0-360° (axis C)



Inclination of head 0-90° (axis A)



Stone Thickness Measuring System



AUTOMATIC TOOL CHANGER
(for 20 tools)



WATERJET SAW-JET



Vacuum Slab Lifter(400kg cpt.)
(software included)



Torque-Controlled Adaptive Speed
Control

CONTROL AND SOFTWARE

Multi functional Mobile Operator Panel



PLC control unit Tex Power E
10"4 TOUCH



CNC control unit Tex POWERD 15"
TOUCH




Tex automation software +
Profiling option standard

OPTION*



Fotocamera (Canon)
with DDXPhoto Software

OPTION*



DDX Easystone CAM
software Basic

OPTION*



PC Panel and DDX NC Software

* Not for Expert

MACHINE BODY

Construction

Bridge type machine. Monoblock, rigid (body), non vibrational construction. Heavy and reinforced.

No need mounting

Complete Heat treatment and fully bohrwerked chasis :

- Heat treatment has been applied to all steel parts after welding to prevent residual stresses and processed in Bohrwerk.

- On the machined surface, two sides of linear rails (guides) are mounted

To provide high rust resistance, 2 lines zinc based undercoat and 2 lines acrilic painting .



Fixed Table Standart 3500×2000 / 1900 mm



Electric Cabinet (HQ electric /
electronic components)



Manual Centrized
Lubrication



MOTORIZED WATER VALVE

OPTION



Supergrip Coating



Complete Hot Galvanised Coating



Hydraulic tilted table
(hot galvanised)



Wooden Table IROKO 50mm + LAREX or
POLYWOOD (Table 20 mm + Pine Wood 80 mm)



Wireless Handwhell
(Remote Control)



Z- Laser (Germany) 50 mW



Extended table to 4000 × 2400

TECHNICAL SPECIFICATIONS

	Storma Expert PLC3	Storma Versatile CNC4	Storma Professional CNC5
Max. number of interpolated axes	3	4+1*	5+1*
Cut Head movement (X), mm	3500	3500	3500 / 4000**
Bridge Cross Travel (Y), mm	1900	2100	2100 / 2400**
Vertical Travel (Z), mm	250	500	500
Head rotation (C axis)	0-90° <i>automatic</i>	0-360°	0-360°
Head tilting (A axis)	0-70° <i>manual</i>	0-90° <i>manual</i>	0-90°
Travel Speed (X,Y) m/min	0-15	0-25	0-25
Max. Blade Diameter, mm	Ø500 (Ø650 option)	Ø650	Ø650
Max. cutting depth, mm	150 (200 - option)	200	200
Spindle power, hp	9 (S1) (11 (S1) - option)	20	20
Spindle speed	1400 (1400-2900 option) rpm	300-2900 (6000 option) rpm	300-2900 (6000 option) rpm
Lathe (option)	—	300-2900 rpm, Ø300 mm	300-2900 rpm, Ø300 mm
Operating voltage	11 (15 - option) kW	15 kW (20 hp)	15 kW (20 hp)
Machine Dimensions (LxWxH), mm	5310 × 2590 × 3500	5850×2620×3500	5850x2620x3500 / 6350x3020x3500
Machine weight, kg	6500	7000	7400/8500**

** Modification for Plus

*  Lathe (option)

BRIDGE SAWS



Expert



Professional



Versatile



Performance



Sculptor

WATERJET CUTTING MACHINES



Precise




Creator



Compact



Engraver



Technic

CNC ROUTER MACHINES

WHY US?



25 YEARS OF SUCCESS IN THE MARKET



**WE HAVE BEEN CHOSEN BY 260 COMPANIES
FROM 25+ COUNTRIES**



HIGHEST MANUFACTURING STANDARDS



UNIQUE PRECISION PROCESSING TECHNOLOGY



EUROPEAN QUALITY AT A REASONABLE PRICE



**Makina
Dijital**
Makina Sanayi Dijital Donuřum Derneđi



www.usel.com.tr



+90 216 526 45 75



usel@usel.com.tr



İMES Sanayi Sitesi A Blok 104.
Sok. No 5 Y.Dudullu 34776
Ümraniye / İstanbul

